

## Figures of lecture 2

# *Geometry of null hypersurfaces and Killing horizons*

Éric Gourgoulhon

Laboratoire Univers et Théories (LUTH)  
Observatoire de Paris, CNRS, Université PSL, Université Paris Cité  
Meudon, France

<https://relativite.obspm.fr/blackholes/paris23/>

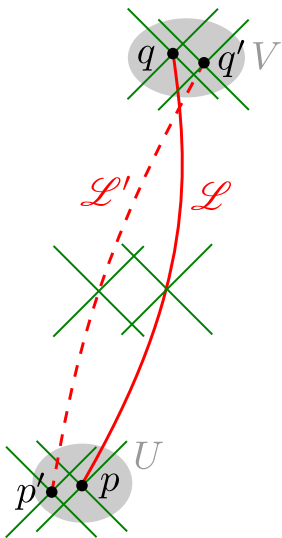
**PSL graduate programs in Physics and in Astrophysics**  
ENS, Paris, France  
16 May 2023

<https://relativite.obspm.fr/blackholes/paris23>

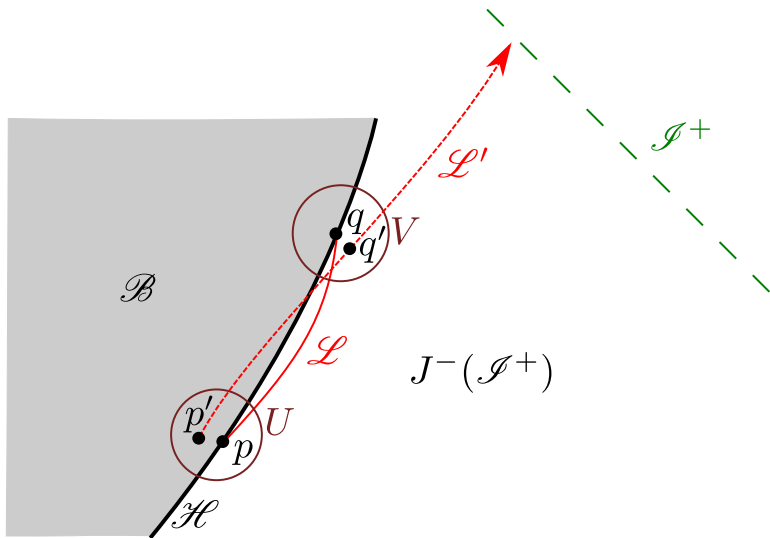
includes

- the lecture notes (draft)
- some SageMath notebooks
- these slides

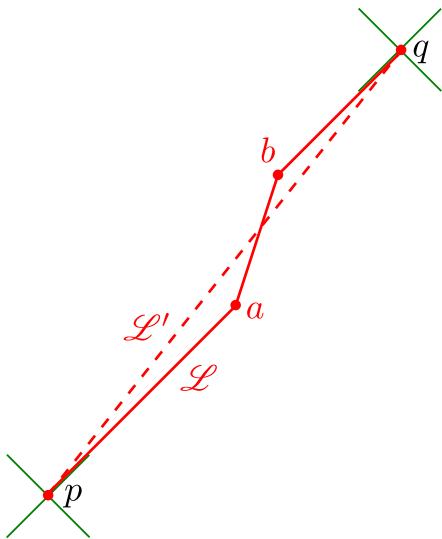
# Lemma: stability of timelike curves



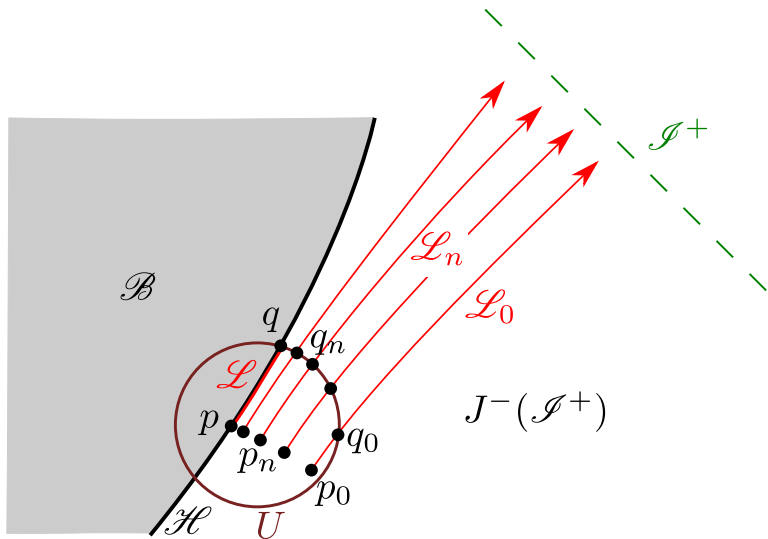
# Proving that $\mathcal{H}$ is achronal



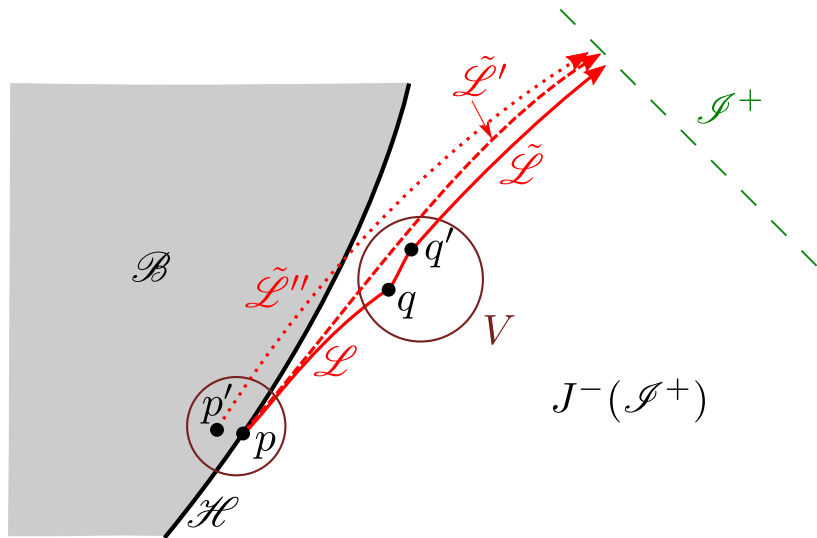
# The timelike segment lemma



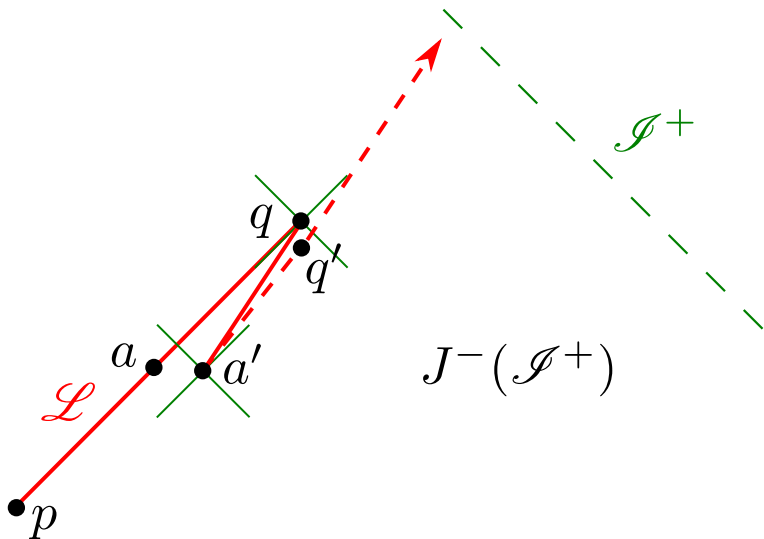
# Causal curve connecting $p$ to $q$



# Proving by contradiction that $q$ lies in $\mathcal{H}$




# Proving that $\mathcal{L}$ lies entirely in $\mathcal{H}$





# Event horizon of a binary black hole merger

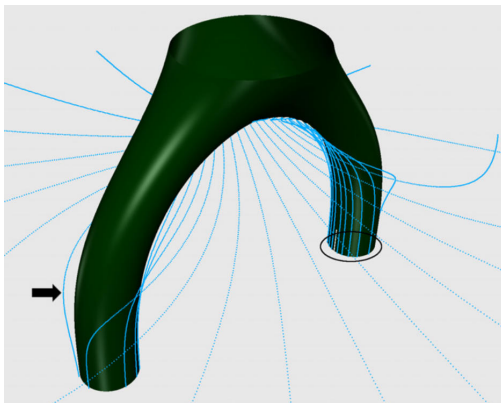
## Head-on merger



[ R.A. Matzner et al., Science **270**, 941 (1995)]

# Event horizon of a binary black hole merger

Head-on merger

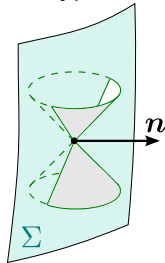


[ Cohen, Pfeiffer & Scheel, CQG **26**, 035005 (2009)]

# Three kinds of hypersurfaces

Boundary in spacetime  $\implies (n - 1)$ -dimensional submanifold, i.e. **hypersurface**

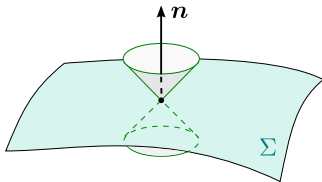
Locally, a hypersurface  $\Sigma$  can be of one of 3 types:



$\Sigma$  **timelike**

$g|_{\Sigma}$  Lorentzian

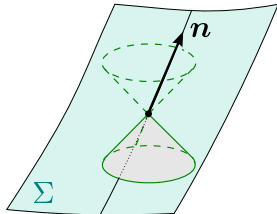
$n$  spacelike



$\Sigma$  **spacelike**

$g|_{\Sigma}$  Riemannian

$n$  timelike

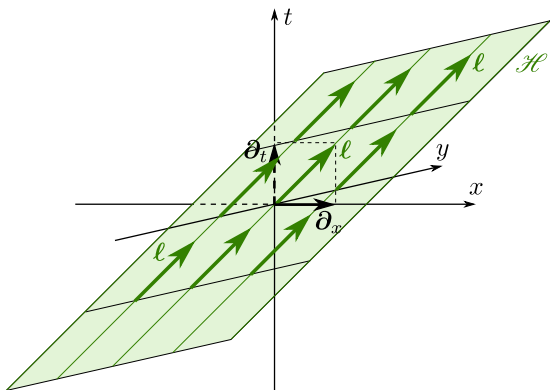


$\Sigma$  **null**

$g|_{\Sigma}$  degenerate

$n$  null (and tangent to  $\Sigma$ )

# Example 1: null hyperplane in Minkowski spacetime



$$g = -dt^2 + dx^2 + dy^2 + dz^2$$

$$u := t - x = 0$$

$$du = dt - dx$$

$$(du)_\alpha = \nabla_\alpha u = (1, -1, 0, 0)$$

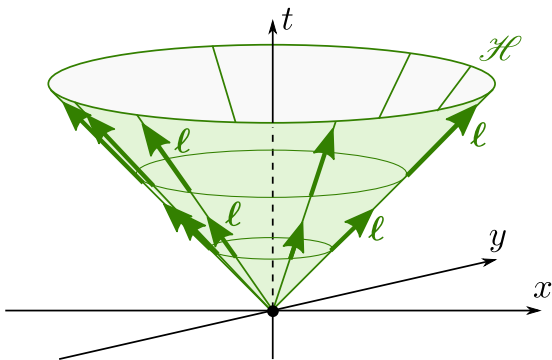
$$\nabla^\alpha u = (-1, -1, 0, 0)$$

Choose  $\rho = 0$

$$\Rightarrow \ell^\alpha = (1, 1, 0, 0)$$

$$\ell = \partial_t + \partial_x$$

## Example 2: future null cone in Minkowski spacetime



$$g = -dt^2 + dx^2 + dy^2 + dz^2$$

$$u := t - \sqrt{x^2 + y^2 + z^2} = 0$$

$$du = dt - \frac{x}{r}dx - \frac{y}{r}dy - \frac{z}{r}dz$$

$$r := \sqrt{x^2 + y^2 + z^2}$$

$$\nabla_\alpha u = \left(1, -\frac{x}{r}, -\frac{y}{r}, -\frac{z}{r}\right)$$

$$\nabla^\alpha u = \left(-1, -\frac{x}{r}, -\frac{y}{r}, -\frac{z}{r}\right)$$

Choose  $\rho = 0$

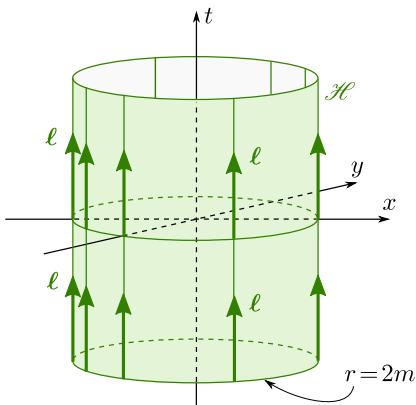
$$\Rightarrow l^\alpha = \left(1, \frac{x}{r}, \frac{y}{r}, \frac{z}{r}\right)$$

$$l = \partial_t + \frac{x}{r}\partial_x + \frac{y}{r}\partial_y + \frac{z}{r}\partial_z$$

# Example 3: Schwarzschild horizon

in Eddington-Finkelstein coordinates

$$g = - \left(1 - \frac{2m}{r}\right) dt^2 + \frac{4m}{r} dt dr + \left(1 + \frac{2m}{r}\right) dr^2 + r^2 d\theta^2 + r^2 \sin^2 \theta d\varphi^2$$



$$u := \left(1 - \frac{r}{2m}\right) \exp\left(\frac{r-t}{4m}\right) = 0$$

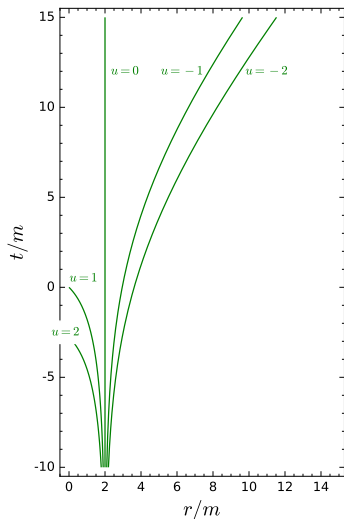
$$\mathcal{H} : u = 0 \iff r = 2m$$

$$du = \frac{1}{4m} e^{(r-t)/(4m)} \left[ - \left(1 - \frac{r}{2m}\right) dt - \left(1 + \frac{r}{2m}\right) dr \right]$$

*Exercise:* compute  $\ell$  with  $\rho$  chosen so that  $\ell^t = 1$  and get

$$\ell = \partial_t + \frac{r-2m}{r+2m} \partial_r \implies \ell \Big|_{\mathcal{H}} = \partial_t$$

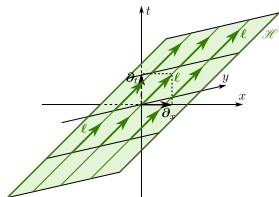
# Example 3: Schwarzschild horizon in Eddington-Finkelstein coordinates



Hypersurfaces of constant value of  $u$   
around the Schwarzschild horizon  $u = 0$

# Examples of null geodesic generators

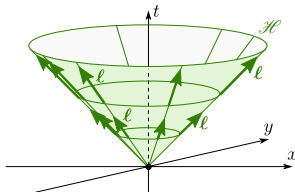
null hyperplane



$$\nabla_{\ell} \ell = 0$$

$$\kappa = 0$$

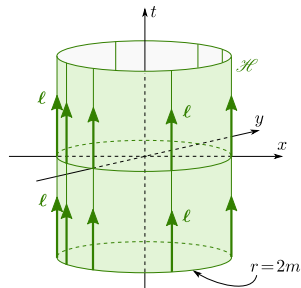
future null cone



$$\nabla_{\ell} \ell = 0$$

$$\kappa = 0$$

Schwarzschild horizon

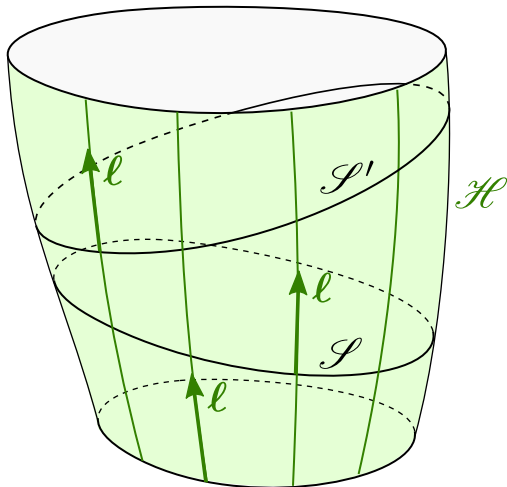


$$\nabla_{\ell} \ell = \kappa \ell$$

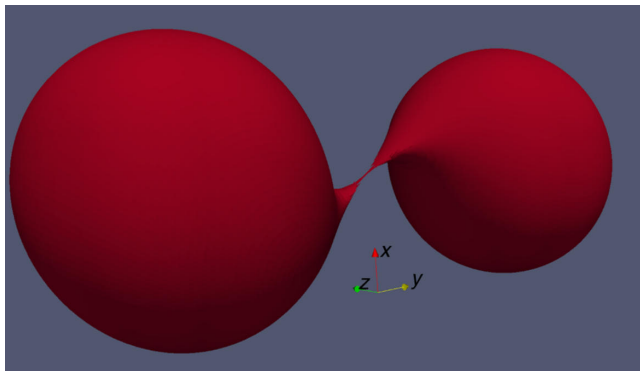
$$\kappa = \frac{1}{4m}$$



# Cross-sections of a null hypersurface



# Cross-section of the event horizon of a binary black hole merger

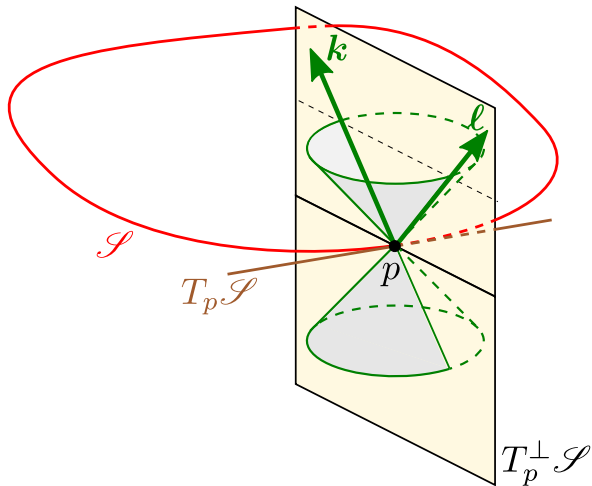


← First connected **cross-section** of the event horizon of an inspiralling binary black hole merger (slicing by coordinate time  $t$ )

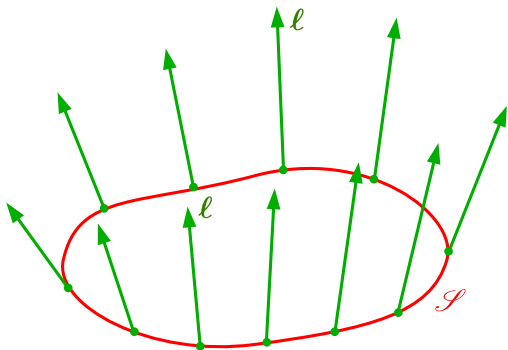
$(x, y)$ -axes: orbital plane

[Cohen, Kaplan & Scheel, PRD **85**, 024031 (2012)]

# Orthogonal complement of a cross-section tangent space

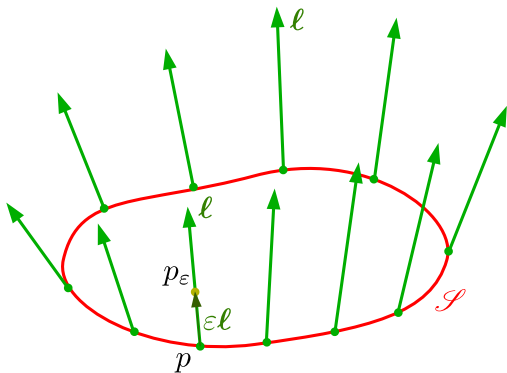


# Expansion along a null normal



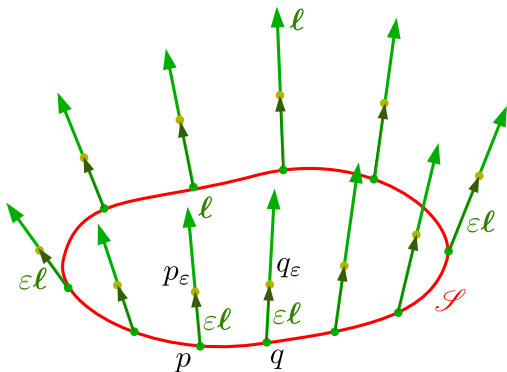
- 1 Consider a cross-section  $\mathcal{S}$  and a null normal  $l$  to  $\mathcal{H}$

# Expansion along a null normal



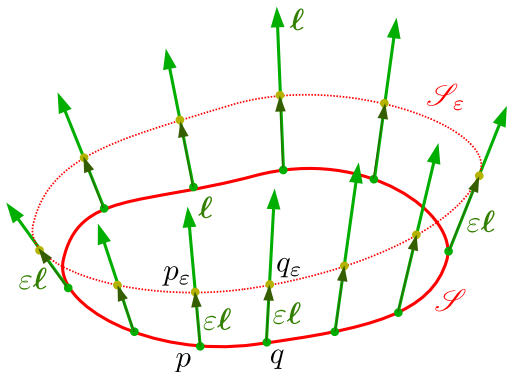
- 1 Consider a cross-section  $\mathcal{S}$  and a null normal  $\ell$  to  $\mathcal{H}$
- 2  $\varepsilon$  being a small parameter, displace the point  $p$  by the vector  $\varepsilon\ell$  to the point  $p_\varepsilon$

# Expansion along a null normal



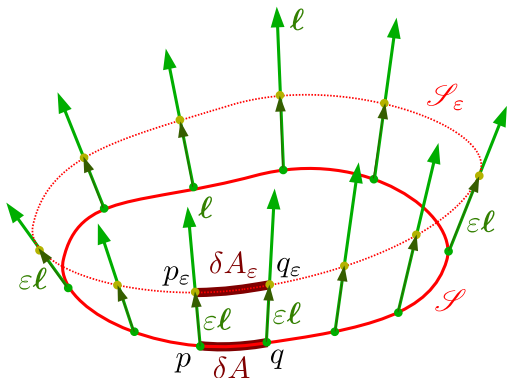
- 1 Consider a cross-section  $\mathcal{S}$  and a null normal  $l$  to  $\mathcal{H}$
- 2  $\epsilon$  being a small parameter, displace the point  $p$  by the vector  $\epsilon l$  to the point  $p_\epsilon$
- 3 Do the same for each point in  $\mathcal{S}$ , keeping the value of  $\epsilon$  fixed

# Expansion along a null normal



- 1 Consider a cross-section  $\mathcal{S}$  and a null normal  $l$  to  $\mathcal{H}$
- 2  $\epsilon$  being a small parameter, displace the point  $p$  by the vector  $\epsilon l$  to the point  $p_\epsilon$
- 3 Do the same for each point in  $\mathcal{S}$ , keeping the value of  $\epsilon$  fixed
- 4 Since  $l$  is tangent to  $\mathcal{H}$ , this defines a new cross-section  $\mathcal{S}_\epsilon$

# Expansion along a null normal



- 1 Consider a cross-section  $\mathcal{S}$  and a null normal  $l$  to  $\mathcal{H}$
- 2  $\epsilon$  being a small parameter, displace the point  $p$  by the vector  $\epsilon l$  to the point  $p_\epsilon$
- 3 Do the same for each point in  $\mathcal{S}$ , keeping the value of  $\epsilon$  fixed
- 4 Since  $l$  is tangent to  $\mathcal{H}$ , this defines a new cross-section  $\mathcal{S}_\epsilon$

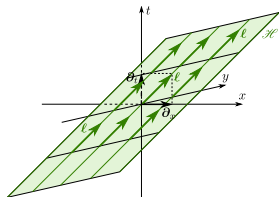
At each point, the **expansion along  $l$**  is defined from the relative change of the area element  $\delta A$ :

$$\theta_{(l)} := \lim_{\epsilon \rightarrow 0} \frac{1}{\epsilon} \frac{\delta A_\epsilon - \delta A}{\delta A} = \mathcal{L}_l \ln \sqrt{q} = q^{\mu\nu} \nabla_\mu l_\nu$$



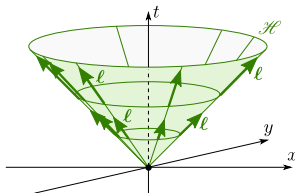
# Examples of expansions

null hyperplane



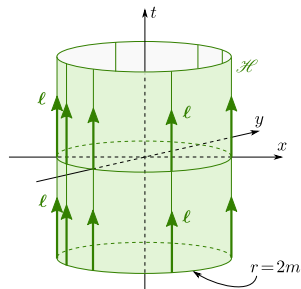
$$\theta(\ell) = 0$$

future null cone



$$\theta(\ell) = \frac{2}{r}$$

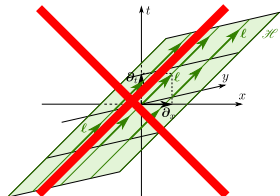
Schwarzschild horizon



$$\theta(\ell) = 0$$

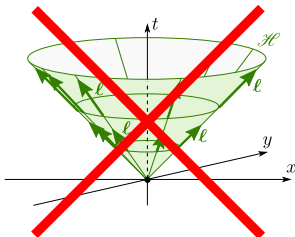
# (Counter-)examples of non-expanding horizons

null hyperplane



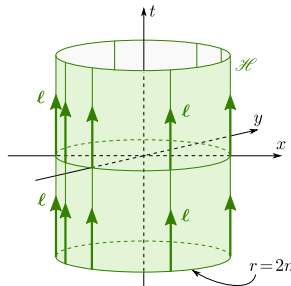
no closed cross-sections

future null cone



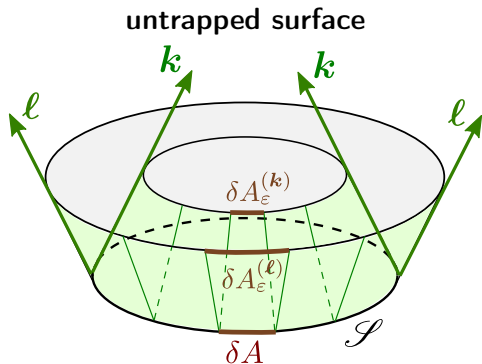
nonzero expansion

Schwarzschild horizon

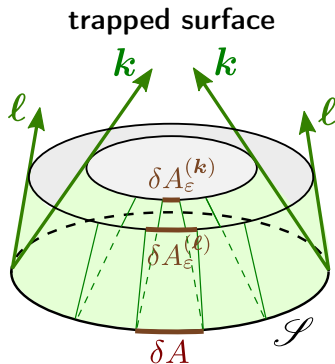


OK

# Trapped surfaces



$$\theta_{(k)} < 0 \text{ and } \theta_{(l)} > 0$$



$$\theta_{(k)} < 0 \text{ and } \theta_{(l)} < 0$$

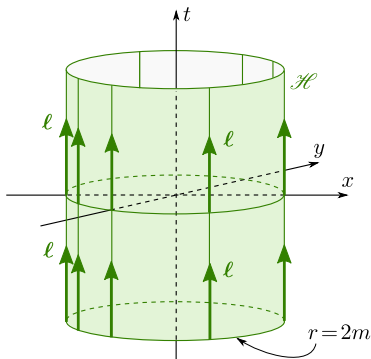
# Example: area of the Schwarzschild horizon

Spacetime metric:

$$g = - \left( 1 - \frac{2m}{r} \right) dt^2 + \frac{4m}{r} dt dr + \left( 1 + \frac{2m}{r} \right) dr^2 + r^2 d\theta^2 + r^2 \sin^2 \theta d\varphi^2$$

$\mathcal{H}$ :  $r = 2m$ ; coord:  $(t, \theta, \varphi)$

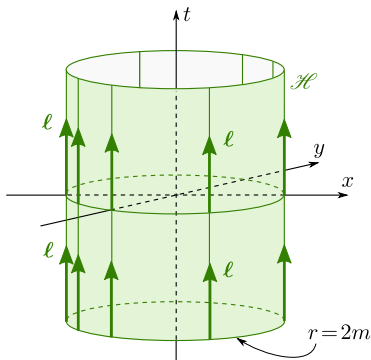
$\mathcal{S}$ :  $r = 2m$  and  $t = t_0$ ; coord:  $(\theta, \varphi)$



# Example: area of the Schwarzschild horizon

Spacetime metric:

$$g = - \left( 1 - \frac{2m}{r} \right) dt^2 + \frac{4m}{r} dt dr + \left( 1 + \frac{2m}{r} \right) dr^2 + r^2 d\theta^2 + r^2 \sin^2 \theta d\varphi^2$$



$\mathcal{H}$ :  $r = 2m$ ; coord:  $(t, \theta, \varphi)$

$\mathcal{S}$ :  $r = 2m$  and  $t = t_0$ ; coord:  $(\theta, \varphi)$

$\Rightarrow$  induced metric on  $\mathcal{S}$ :

$$q = (2m)^2 (d\theta^2 + \sin^2 \theta d\varphi^2)$$

$$\Rightarrow q := \det(q_{ab}) = (2m)^4 \sin^2 \theta$$

$$\Rightarrow A = \int_{\mathcal{S}} (2m)^2 \sin \theta d\theta d\varphi$$

$$\Rightarrow A = 16\pi m^2$$